

## Strategy for Consultation

It was agreed to use a social survey, when something is surveyed, it is 'viewed comprehensively and in detail'. The survey enabled wide coverage and the ability to take in the views of all those directly impacted upon by the issues covered by the Public Space Protection Order (PSPO).

The survey was sent out as a web-based questionnaire where the questionnaire is a web page located on an Internet site waiting for people who visit the site to complete it. The address of the web-link was contained in a letter addressed to the business or resident. The letter set out the reasons for seeking the PSPO and the timescales; it also set out the option of receiving a postal survey.

### Circulation Sample:

- All those affected directly by the Order; residential and business property owners were approached to complete survey questions. A total of 1977 letters was sent out.
- The survey was added as a live link on the CDC website; this will be promoted on the CDC site and the Thames Valley Police Communications team were informed.

### Question topic:

#### Focused on issues of:

- Begging
- Sleeping on the streets (rough sleeping)
- Street Drinking

Each issue then was considered in turn, if the respondent answered 'no' to the first topic question (for each issue)(Yes/No/Don't Know) they would be atomically directed to the question on should the PSPO be sought by the Council. This removes pressure to consider questions that they have indicated are Not an issue for them.

Each question gives the option of answering 'don't know'.

### Specific Issue Questions:

Issue Question: Have you seen Begging in Banbury Town Centre in the last 12 months?

- Yes
- No
- Don't know

Impact Question: Have you been detrimentally affected by this issue in Banbury Town Centre in the last 12 months, in any of the follow areas of your life? ( tick all that apply)

- Economically (your business/work)
- Socially
- Personally
- Environmentally
- Legally

- None of the above
- Other (please specify)

Perception Question: Has the issue got better or worse in Banbury Town Centre in the last 12 months?

Approval Question: Should Cherwell District Council seek to prohibit this activity through a Town Centre Public Spaces Protection Order?

- Yes
- No
- Don't know

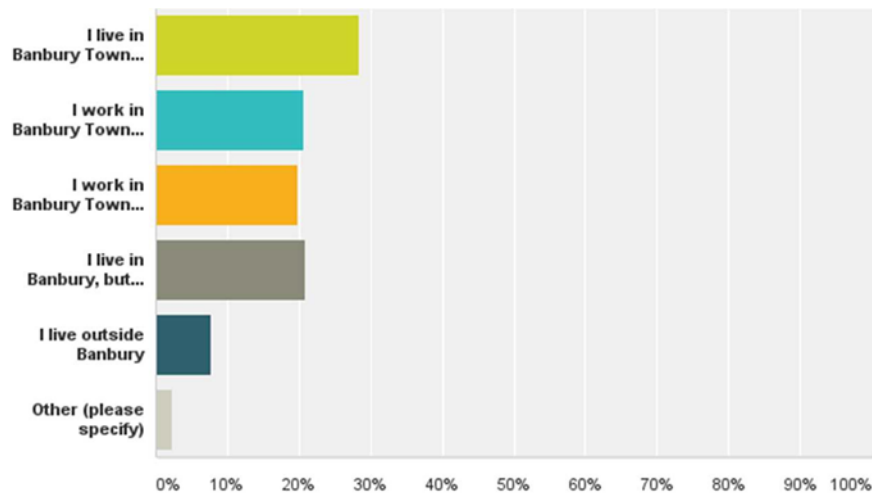
The results of the survey are as follows:

The detailed results of the survey can be found at Appendix 3b

## Responses from the PSPO survey

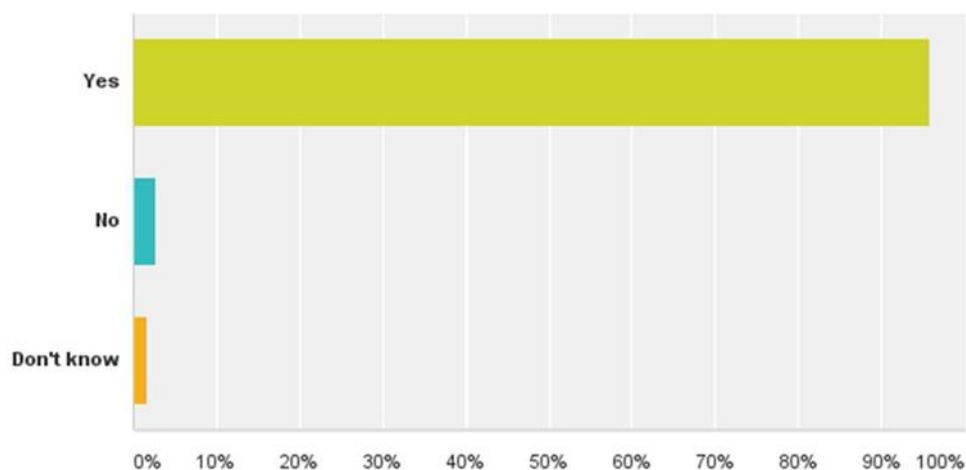
Survey was open between 18th July and 15th August 2016, online via Survey Monkey  
 There were 378 responses (356 completed survey)

### Q1: Please tell us where you live?



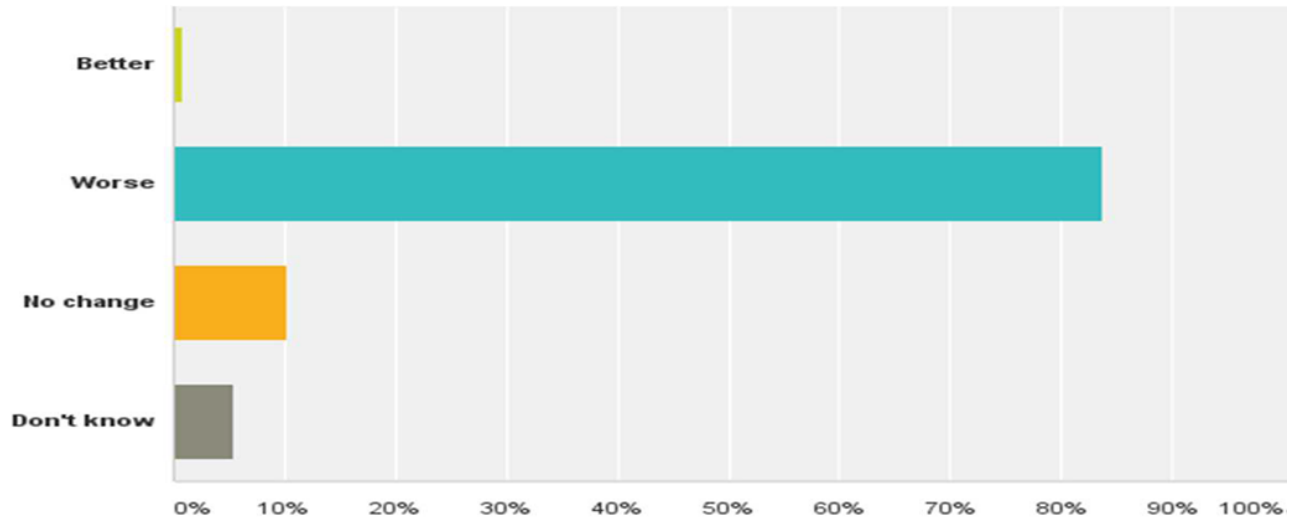
Answer Choices	Responses
I live in Banbury Town Centre	28.38% 107
I work in Banbury Town Centre, but live in Banbury	20.69% 78
I work in Banbury Town Centre, but live outside Banbury	19.89% 75
I live in Banbury, but not the Town Centre	20.95% 79
I live outside Banbury	7.69% 29
Other (please specify)	2.39% 9
<b>Total</b>	<b>377</b>

### Q2: Have you seen people begging in Banbury Town Centre in the last 12 months?



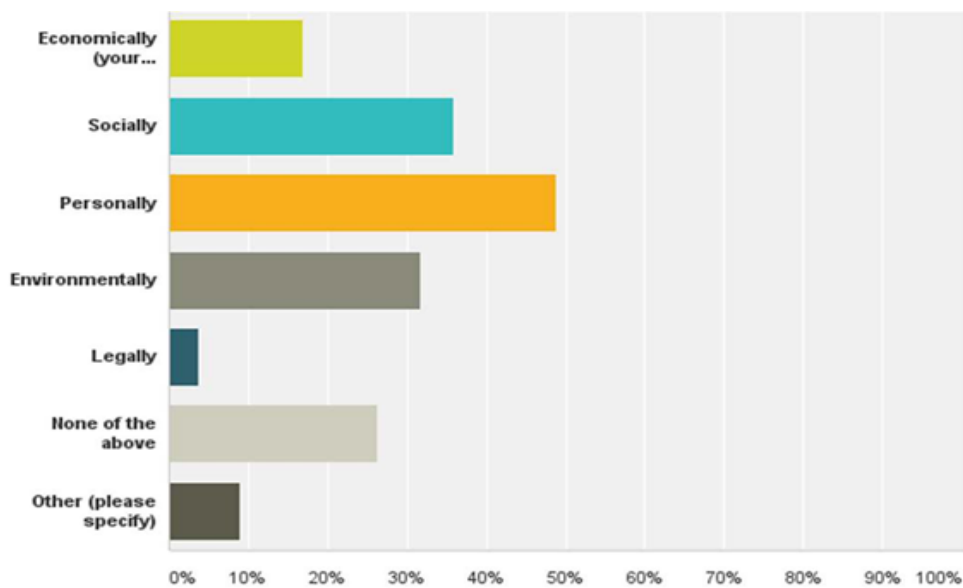
Answer Choices	Responses	
Yes	95.73%	359
No	2.67%	10
Don't know	1.60%	6
<b>Total</b>		<b>375</b>

**Q3: Has this got better or worse in Banbury Town Centre in the last 12 months?**



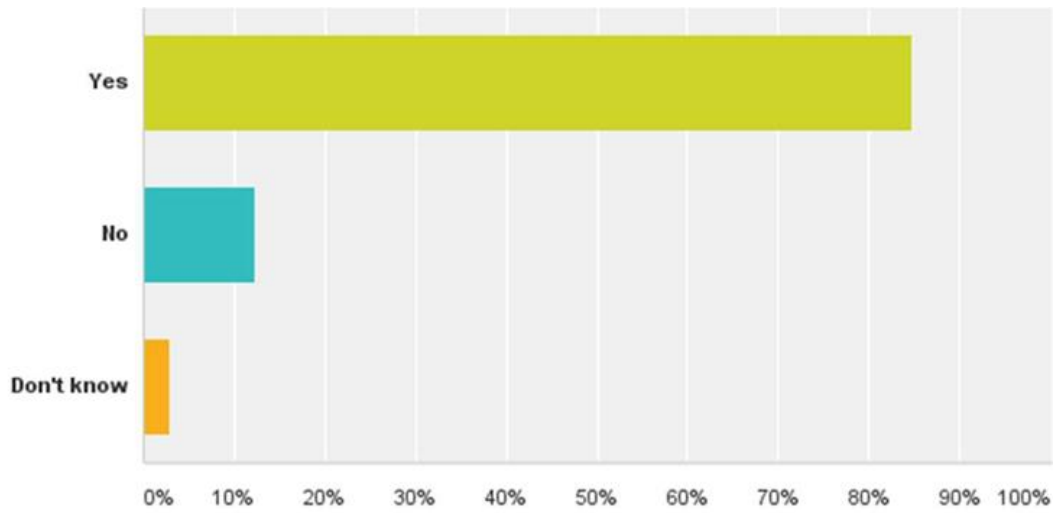
Answer Choices	Responses	
Better	0.85%	3
Worse	83.66%	297
No change	10.14%	36
Don't know	5.35%	19
<b>Total</b>		<b>355</b>

**4: Have you been detrimentally affected by this issue in Banbury Town Centre in the last 12 months, in any of the follow areas of your life? (tick all that apply)**



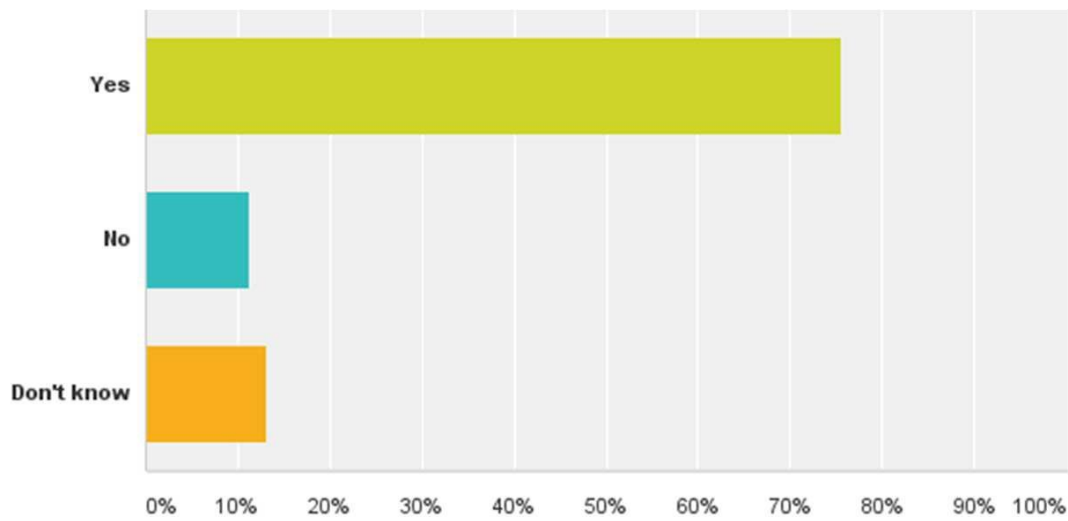
Answer Choices	Responses
Economically (your business/work)	16.95% 60
Socially	35.88% 127
Personally	48.87% 173
Environmentally	31.64% 112
Legally	3.67% 13
None of the above	26.27% 93
Other (please specify)	9.04% 32
<b>Total Respondents: 354</b>	

**Q5: Should Cherwell District Council seek to prohibit this activity through a Town Centre Public Spaces Protection Order?**



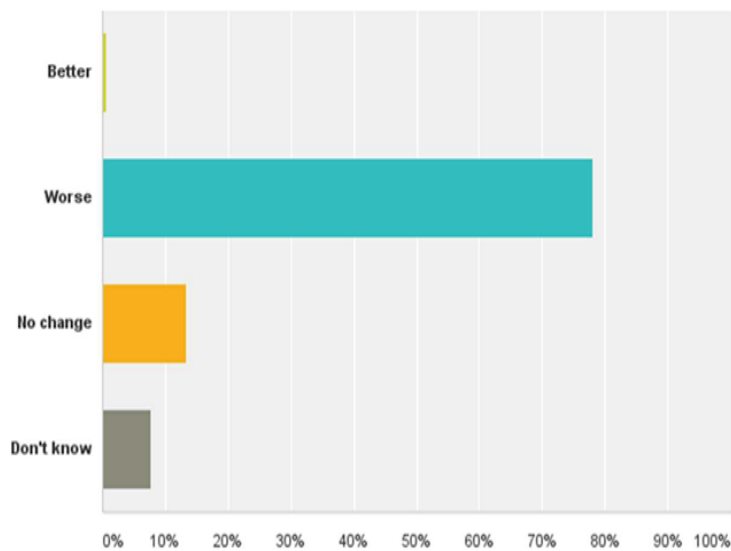
Answer Choices	Responses	
Yes	<b>84.68%</b>	315
No	<b>12.37%</b>	46
Don't know	<b>2.96%</b>	11
<b>Total</b>		<b>372</b>

**Q6: Sleeping on the Streets - have you seen this issue in Banbury Town Centre in the last 12 months?**



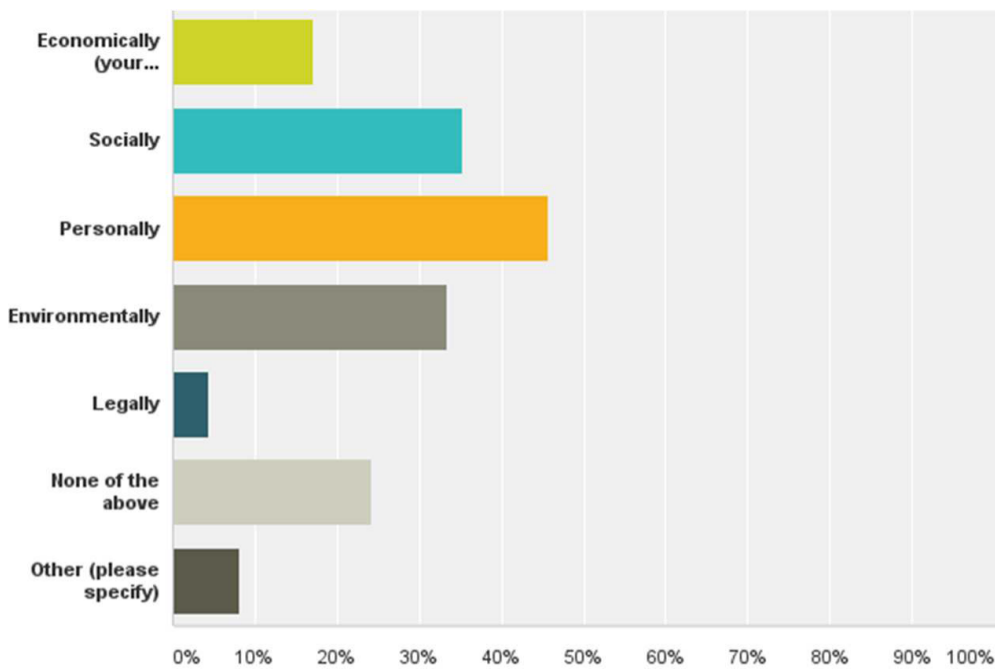
Answer Choices	Responses	Count
Yes	75.62%	276
No	11.23%	41
Don't know	13.15%	48
<b>Total</b>		<b>365</b>

**Q7: Has the issue got better or worse in Banbury Town Centre in the last 12 months?**



Answer Choices	Responses
Better	0.73% 2
Worse	78.18% 215
No change	13.45% 37
Don't know	7.64% 21
<b>Total</b>	<b>275</b>

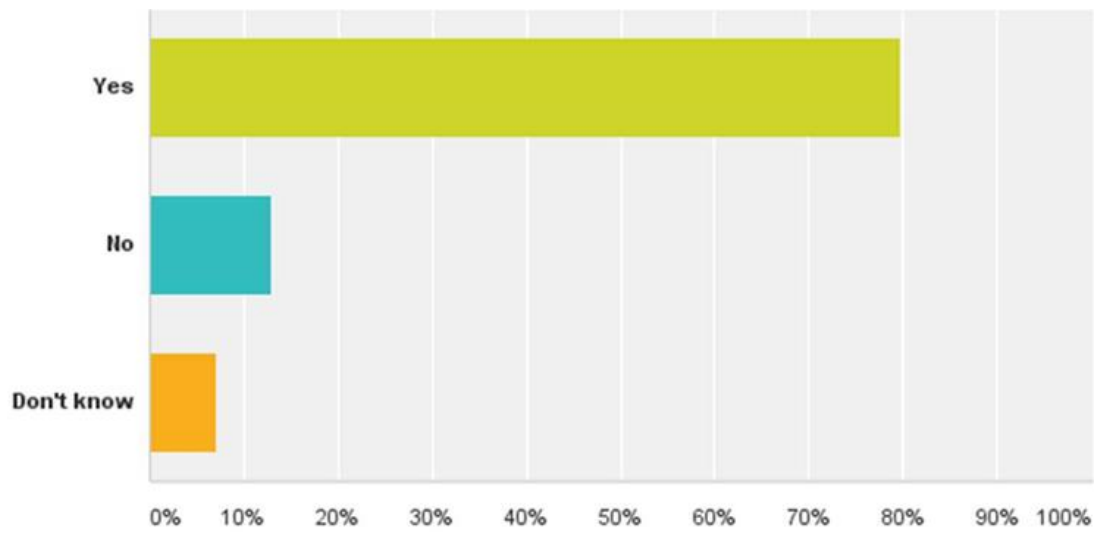
**Q8: Have you been detrimentally affected by this issue in Banbury Town Centre in the last 12 months, in any of the follow areas of your life? (tick all that apply)**



Answer Choices	Responses
Economically (your business/work)	17.10% 46
Socially	35.32% 95
Personally	45.72% 123
Environmentally	33.46% 90
Legally	4.46% 12
None of the above	24.16% 65
Other (please specify)	8.18% 22
<b>Total Respondents: 269</b>	

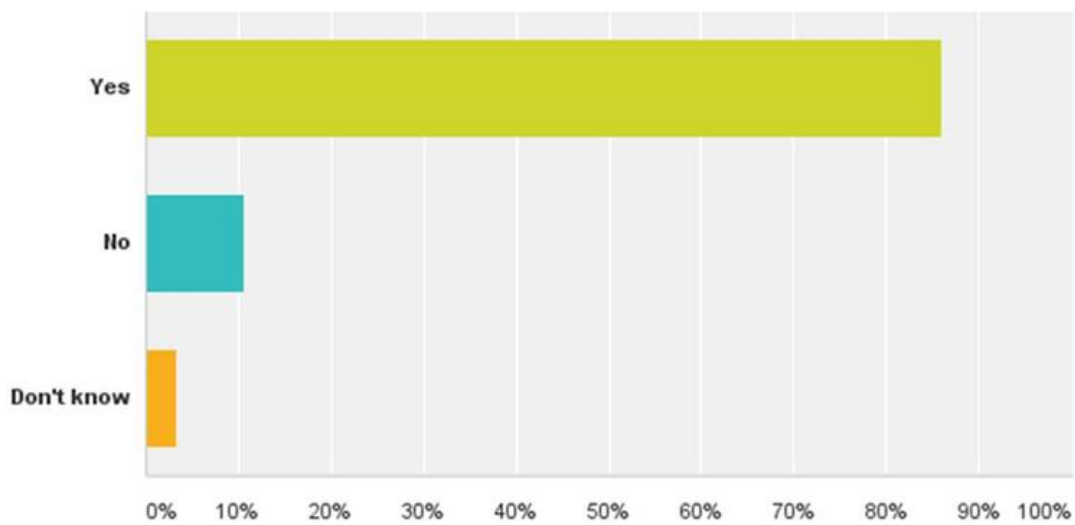


**Q9: Should Cherwell District Council seek to prohibit this activity through a Town Centre Public Spaces Protection Order?**



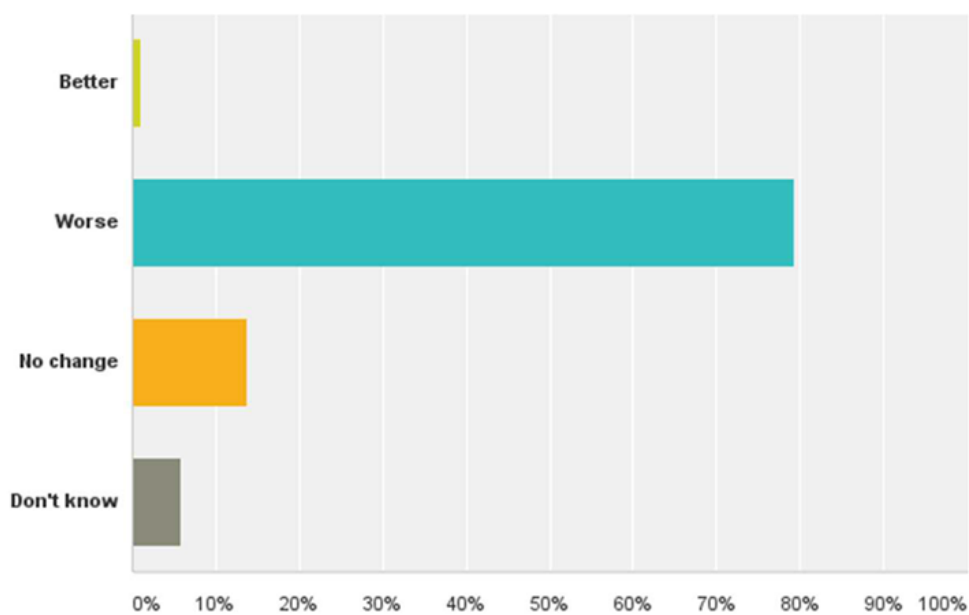
Answer Choices	Responses	
Yes	79.83%	289
No	12.98%	47
Don't know	7.18%	26
<b>Total</b>		<b>362</b>

**Q10: Have you seen anti-social behaviour associated with alcohol consumption in Banbury Town Centre in the last 12 months?**



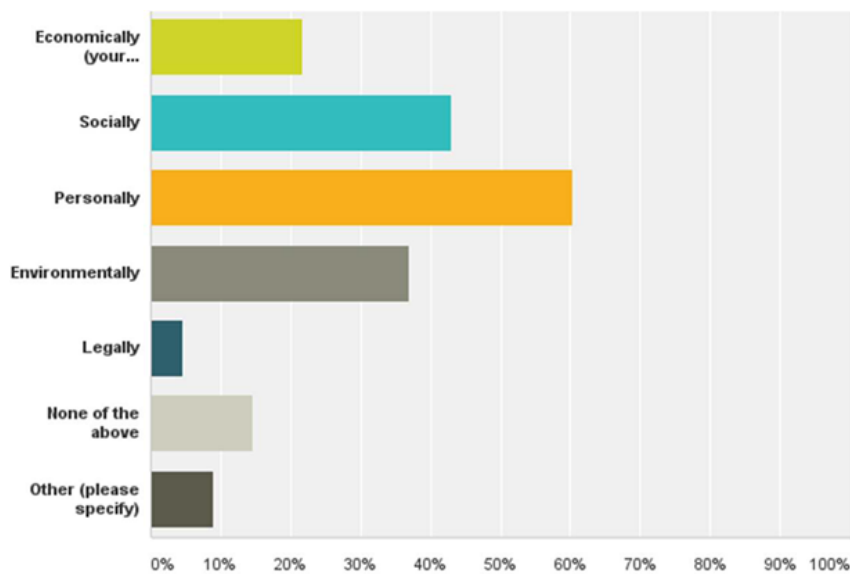
Answer Choices	Responses	Count
Yes	85.99%	307
No	10.64%	38
Don't know	3.36%	12
<b>Total</b>		<b>357</b>

**Q11: Has the issue got better or worse in Banbury Town Centre in the last 12 months?**



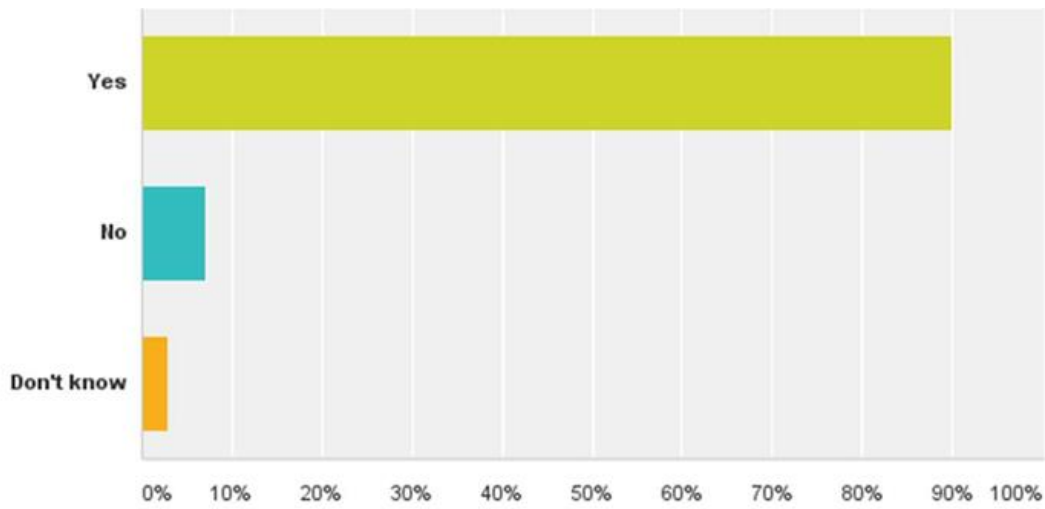
Answer Choices	Responses
Better	0.98% 3
Worse	79.41% 243
No change	13.73% 42
Don't know	5.88% 18
<b>Total</b>	<b>306</b>

**Q12: Have you been detrimentally affected by this issue in Banbury Town Centre in the last 12 months, in any of the follow areas of your life? (tick all that apply)**



Answer Choices	Responses
Economically (your business/work)	21.78% 66
Socially	42.90% 130
Personally	60.40% 183
Environmentally	36.96% 112
Legally	4.62% 14
None of the above	14.52% 44
Other (please specify)	8.91% 27
<b>Total Respondents: 303</b>	

**Q13: Should Cherwell District Council seek to prohibit this activity through a Town Centre Public Spaces Protection Order?**



Answer Choices	Responses	Count
Yes	90.03%	316
No	7.12%	25
Don't know	2.85%	10
<b>Total</b>		<b>351</b>